

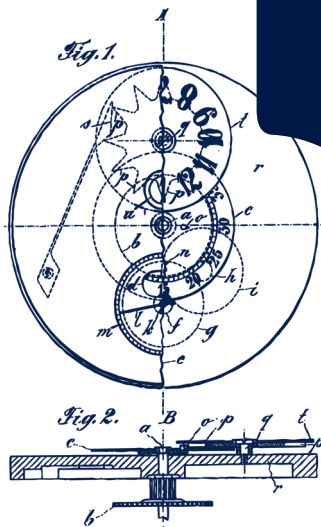
CHRONO  
PARDS



**EBERHARD & CO**

*Manufacture Suisse d'Horlogerie depuis 1887*

**USER MANUAL**



1887

The Eberhard & Co. watch manufactory was founded by Georges-Lucien Eberhard at La Chaux-de-Fonds back in 1887. Ever since, the venture has specialised in the making of chronographs.

In this capacity, it has attained a highly respected position in the world of high-grade watches. With the introduction, at a later stage, of sportively elegant watches it has furthermore augmented this status of the Eberhard & Co. brand name.

Eberhard's success story is backed by consistent deployment of advanced technology, meticulous craftsmanship and, not least, by observing that long tradition of superior workmanship which has made Swiss watchmaking a household name.

Today, with well over a century gone by, watches by Eberhard & Co. continue to stand for that high-grade quality and those excellent virtues which will please even the most demanding of connoisseurs.

Today the historic Eberhard & Co. headquarters, at 73 Avenue Léopold-Robert, house the brand museum, which can be visited by appointment.

# CHRONO 4 PARDS



To celebrate the 75th anniversary of Tex Willer, Eberhard & Co. presents “Chrono 4 Pard’s”. The protagonists of the series are the four “Pard’s”, the heroes of the legendary comic strip – Tex Willer, Kit Carson, Kit Willer and Tiger Jack – who appear on the minute, hour, 24-hour and small seconds counters of the three “Chrono 4 Pard’s” models.

The collection takes up the stylistic elements associated with Tex, from the design of the dials to the choice of colours, as well as the bezels and bracelets. All three versions share a dial with the classic outline of the American desert (in different colours) and the four Pard’s immortalised on each counter: the counter dedicated to Tex Willer shows the time with a yellow hand, the typical colour of his jacket.

“Chrono 4 Pard’s” is a collector’s edition of the “Chrono 4”, a highly recognisable and representative chronograph from Eberhard & Co., the first in the history of watchmaking to have four counters aligned horizontally thanks to a revolutionary patented device.

This version, created in a limited edition of 75 pieces, features a special steel case coated in brown DLC (DLC-BROWNZ), used for the first time by Eberhard & Co. This special satin finish gives the model a vintage look reminiscent of the colours of the American West and is combined with a taupe leather strap.

We hereby guarantee your Eberhard & Co. watch against any defect in manufacture or materials for a period of 24 months from the date of purchase, subject to normal conditions of use.

This guarantee does not cover:

- damage, including indirect damage, caused by shocks, falls or incorrect use of the watch
- wear and tear of the strap, glass or any other part of the watch due to normal use
- watches whose reference or matriculation number has been worn away or altered, or Shield Cards that have not been correctly activated
- work carried out on the watch or strap by non-authorized persons or alterations made to the watch that do not respect its original configuration
- damage caused by the failure to check the watch’s water resistance
- possible shipping and insurance costs

To have your Eberhard & Co. watch serviced or repaired, please contact one of our service centres or an authorised retailer and present your Shield Card, filled in and complete with the activation PIN.

We recommend a check-up or overhaul of the movement on average every 3 years, depending on the conditions of use.

For more information, please visit [eberhard1887.com](http://eberhard1887.com)



- A Push button to start and stop the chronograph
- B Push button for setting to zero all hands of the chronograph
- C Winding crown
- D Hours-hand of the watch
- E Minutes-hand of the watch
- F Small continuous seconds-hand

- G Centre seconds-hand of the chronograph
- H Small minutes-hand of the chronograph
- I Small hours-hand of the chronograph
- L 24-hours indicator
- M Date
- N Tachometer scale base/1000

## FEATURES

Mechanical chronograph with automatic winding and an exclusive device by Eberhard & Co. in the form of four counters aligned in one row. The crown is screwed in and water-resistant, the sapphire glass is vaulted, the caseback is fixed by 6 screws and personalized with the name of the 4 Pards. The distinctive skeletonized hands and the “appliqué” hour indexes are marked by luminescent points to allow read-off when it is dark.

From this collection, the following version is:

- Steel case and bezel with DLC-Brownz treatment, with a vintage leather strap and steel buckle with DLC-Brownz treatment, personalized E&C.
- Water-resistant to 50 m.

## READING THE DIAL

On the “Chrono 4 Pards” dial there are 4 counters, arranged in one row, having the following functions:

- Small minutes-hand of the chronograph **H**
- Small hours-hand of the chronograph **I**
- 24-hours indicator **L**
- Small continuous seconds-hand **F**

The chronograph seconds are displayed by the centre-hand **G**

The calendar is positioned at 12 o'clock **M**

## DISTINCTIVE FEATURES OF THE MOVEMENT

Chronographic automatic movement, 28,800 vibrations per hour

- Micrometric regulator
- “Glucydur” balance for regulating the movement (the inoxidizable alloy of which has a low coefficient of expansion), combined with a self-compensating spiral; it is hence insensitive to temperature fluctuations and ensures an optimum regulation of the movement
- Number of rubies: 37
- 42-hours power-reserve under optimum conditions

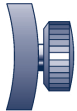
Exclusive device by Eberhard & Co. with counters arranged in a row

- Number of rubies: 16

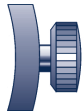
## OPERATING THE CROWN



POSITION A - Screwed-in crown, water-resistance guaranteed.



POSITION B - HAND-WINDING OF THE WATCH – To unscrew the crown turn it counter-clockwise. When it is unscrewed, turn it clockwise to transmit the manual charge to the movement. If your “Chrono 4 Pards” has not been worn for some time, the movement has to be wound manually, in order to obtain immediately a sufficient power-reserve and to ensure accurate working of the watch.



POSITION C - RAPID DATE-SETTING – Pull the crown to the first catch. Turning the crown counter-clockwise, you can then set desired date.



POSITION D - TIME SETTING – To set the time (hours and minutes), pull the crown to the second catch.

### IMPORTANT

To set back the crown, push it lightly against the watch case while turning it clockwise until it is fully screwed in again.

## OPERATING INSTRUCTIONS FOR THE CHRONOGRAPH

Press the push-button **A** to start the chronograph mechanism. Press the push-button a second time to stop the chronograph mechanism. You can now read on the counters how many seconds **G**, minutes **H** and hours **I** have elapsed. Press the push-button again and the chronograph will restart from the intermediate stop. To return to zero, the chronograph must be in the stop position. Press the second push-button **B** and all hands will return to zero. You are advised not to leave the chronograph mechanism operating continuously.

### PUSH-BUTTONS

Make sure push-buttons are always pressed in the following order:

**A** : start

**A** : stop

**B** : return to zero

Abide by this sequence quite severely so as to preclude damage to the mechanism.

Never make use of the push-buttons under water since they are not watertight while being pressed.

### TACHOMETER SCALE

The outer rim on the dial shows the data needed for metering the speed of a vehicle over a distance of 1,000 metres.

The moment the vehicle passes the first reading marking the beginning of said 1,000 m distance, activate the hand **G** of the chronograph to bring it to a stop the moment the vehicle passes the second reading mark. Said hand **G** will now indicate the average speed reached in km/h in tune with the tachometer scale.

Example: when one kilometre is covered within 45 seconds, the average speed displayed by the centre seconds-hand **G** on the tachometer scale will be tantamount to a speed of 80 km/h.

## THE DLC-BROWNZ COATING

The special DLC BROWNZ treatment applied by Eberhard & Co. to each component of the “Chrono 4 Pards” case, made of high quality 316L steel and subjected to strict quality and aesthetic controls, is a unique process that combines different types of multi-layer deposition.

Through a complex synergistic process of DLC + PVD + PACVD technologies, which expose the various components of the case to temperatures above 350°, the cohesion of the various layers of different materials is achieved. The result provides the surface with excellent scratch resistance, excellent adhesion, good hardness and, ultimately, a special and unique bronze-brown colour to the stainless steel surface.

Coating characteristics:

- 800-1200 nm thickness
- Hardness of last layer approx. 1000 HV

**ATTENTION:** In case of heavy impact, the treatment will resist deformation, but the possible damage will be displayed on the underlying steel.

## DIRECTIONS FOR USE OF WATERTIGHT WATCHES

You may wear your “Chrono 4 Pards” when in the water or when taking a shower, but it is not fit for breath-held diving, plunging or diving activities. Important: we strongly recommend that you have the crown well tightened before possible contacts with water. Do not activate the pushbuttons nor manipulate the crown as long as the watch is wet or in the water. After using in seawater, rinse the watch under fresh water. Exposure to temperature shocks should be avoided. We recommend that you have the water-resistance checked at least once a year by a qualified technical service facility in order to find out if the gaskets need to be replaced.





*1887*

CELEBRATE YOUR TIME

---

EBERHARD1887.COM